

# GETTING READY FOR KINDERGARTEN!

Parents and Future Kindergarteners,

We are so excited that you will be coming to school at Southland Elementary. We are going to have so much fun together! School is great and you will learn how to count, read, and write!

This is a packet to help you be better prepared for Kindergarten. Inside you will find: a check-list of skills, activities you can do, letter forming page, and flash cards.

We can't wait to see you at Beginning of the Year Testing!

Sincerely,

Southland Elementary Kindergarten Teachers



# BEGINNING OF THE YEAR CHECK LIST:

Here is a list of items that your child should be able to do before starting kindergarten:

Your child should be able to:

- Write at least their first name.
- Name at 12 (or more) upper case alphabet letters.
- Name at 12 (or more) lower case alphabet letters.
- Name at 6 (or more) sounds the alphabet letters make.
- Count from 0–20 (or higher).
- Recognize and write numbers 0–5.
- Count at least 5 objects.
- Name the four basic shapes: Circle, Square, Triangle, Rectangle
- Identify the colors: White, Black, Brown, Red, Yellow, Blue, Green, Orange, Purple, Pink.
- Hold a pencil correctly.
- Hold scissors correctly (thumb up).

Skills you can get a head start on:

- Say my telephone number
- Say my address
- Say my birthday

# PRACTICE SHEET

Write your child's name on the line below and have them copy it. See if they can do it on their own. Make sure the first letter is uppercase and the rest lower case.

Name: \_\_\_\_\_

Handwriting practice lines consisting of 10 sets of three horizontal lines: a solid top line, a dashed middle line, and a solid bottom line.

# FLASH CARDS!

A

B

C

D

E

F

G

H

I

J

K

L

# FLASH CARDS!

M

N

O

P

Q

R

S

T

U

V

W

X

# FLASH CARDS!

Y

Z

a

b

c

d

e

f

g

h

i

j

# FLASH CARDS!

k

l

m

n

o

p

q

r

s

t

u

v

# FLASH CARDS!

w

x

y

z

0

1

2

3

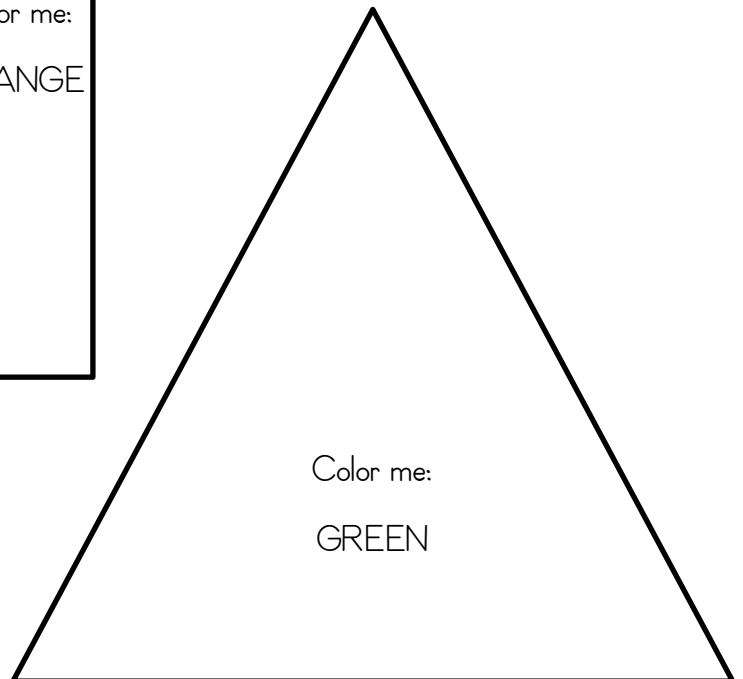
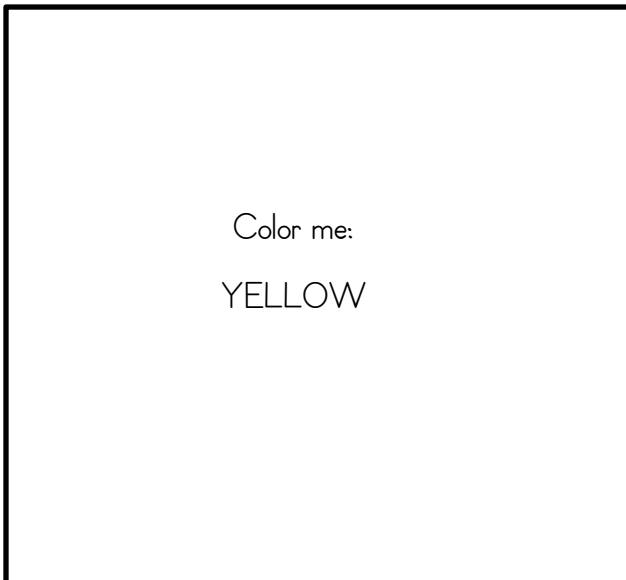

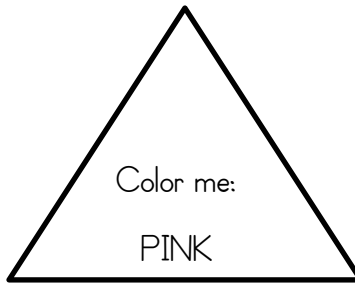


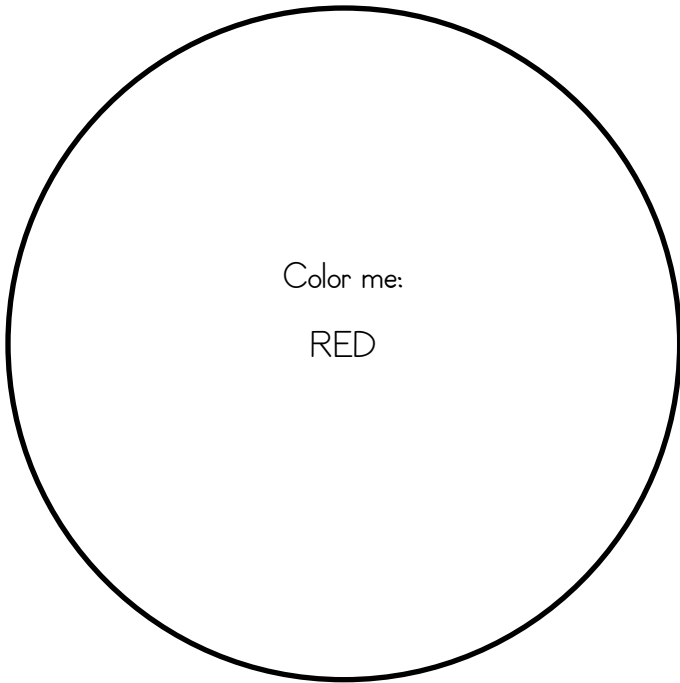
4

5




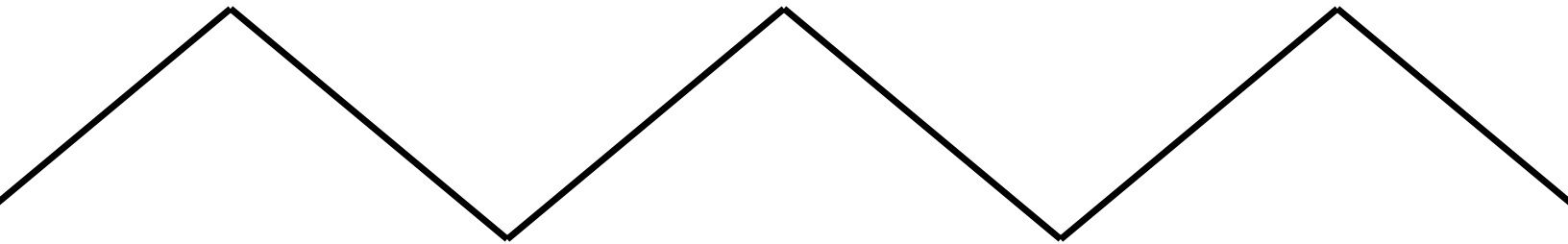
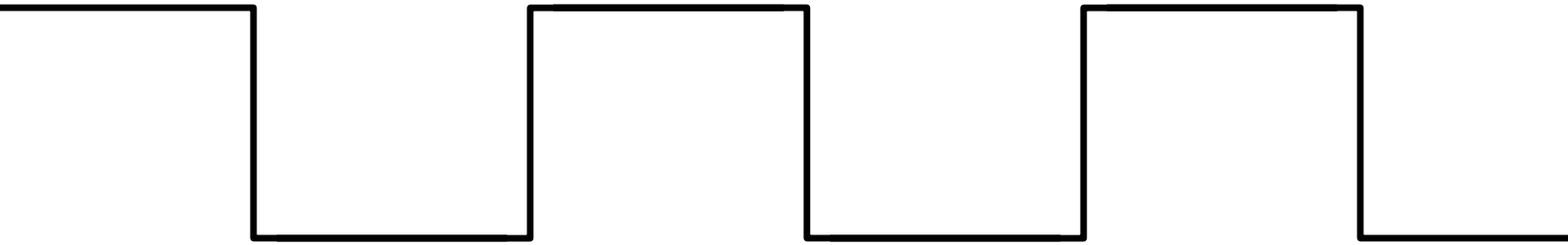
# ACTIVITY PAGES

Name the shapes and color them the correct color, remember to stay in the lines.



# ACTIVITY PAGE

Practice cutting along the lines and remember "thumbs up" when holding your scissors.



# AT HOME RESOURCES:

This is a list of other resources you can use at home to help prepare your child for Kindergarten:

## ONLINE:

- [www.starfall.com](http://www.starfall.com)
- [www.pbskids.org](http://www.pbskids.org)
- [www.scholastic.com/parents/play/](http://www.scholastic.com/parents/play/)
- [www.getreadytoread.com](http://www.getreadytoread.com)
- [www.abcmouse.com](http://www.abcmouse.com)

## TV:

- SuperWhy! (Can watch on PBS or online).